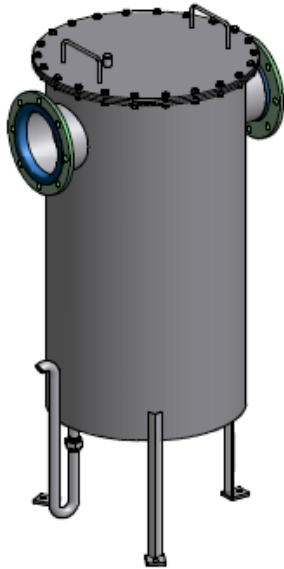


## CONDENSATE POT CP



- Effective removal and collection of condensed water
- High storage capacity
- Low pressure loss
- Optional automatic condensate separator
- Optional fill level indicator/sight glass
- Easy cleaning
- Condensate pot entirely made from 1.4571 stainless steel
- Made in Austria

## ENVIRONTEC'S CONDENSATE SEPARATOR / ACCUMULATOR POT

Sewage gas / biogas is gas that is saturated with water vapour. In fermentation gas plants and their pipeline systems there typically is a build-up of condensed water caused by temperature effects. Condensate can lead to blockages at low points and deposits, corrosion, etc. in pipe sections. The EnvironTec condensate separator for low-point water drainage effectively and safely collects and removes condensed water from the pipeline system.

Condensate pots are usually installed directly in the pipeline but can also be flanged below low-lying points of the pipeline. The water condensed out accumulates on the container walls or the separation wall and is collected at the bottom of the container.

Removal is manual via a ball valve or automatic via a siphon or an automatic condensate separator.

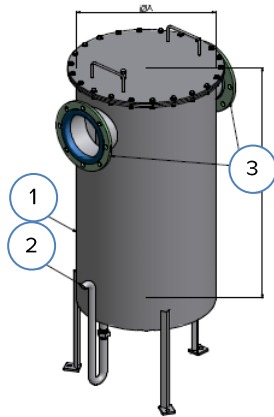
An optional fill level indicator or sight glass are also available.

The system is available in different sizes and specifications (basic specification, semi and fully automatic).

EnvironTec condensate separator pots are entirely made from 1.4571 stainless steel (substructure 1.4301).

# APPLICATIONS AND SPECIFICATIONS

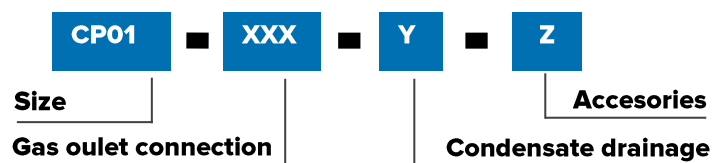
- Condensate collection/removal in pipeline systems of fermentation gas plants
- Body made from 1.4571 stainless steel, substructure 1.4301
- Condensate drainage manual or via siphon or separator pot



1. Condensate pot - Lower Body
2. Siphon (1")
3. Gas Inlet/Outlet Flange

Model size	Diameter	Height	Flow rate	Gas connection
	A in mm	B in mm	Nm <sup>3</sup> /h	DN
CP01	300	800	< 200	80
CP02	480	1000	200 - 400	125
CP03	640	1200	400 - 750	200
CP04	955	1400	750 - 1200	250
CP05	1273	2100	1200 - 1800	300

# TYPE SPECIFICATION



**Y** m\_\_manual via ball valve  
 s\_\_siphon  
 a\_\_automatic separator

**Z** 0\_\_pressure gauge connection  
 1\_\_sight glass  
 2\_\_fill level indicator